

State Series Round 1 Event Fees

These MTBO event fees include camping. Unlike previous MTBO's, we have to pay a significant amount to the landowner (**\$20 per person**). We promise it will be worth it.



All courses (except Recreational)

Members:

Adult - \$35
Junior - \$15

Non members:

Adult - \$60
Junior - \$30

Families

Ring and ask

Recreational Course

Adult - \$35
Family (3 people) - \$60

For the Sunset Foot 'O Scatter (after the MTBO)

Those who did MTBO - \$5
Others (includes camping) - \$20

Other fees (see next page on how to add these)

Mapboard hire - \$10

SI Stick hire -\$5

BBQ dinner (steakburger) - \$8

Breakfast (B & E burger, OJ, Tea and Coffee) - \$10

Camping only - \$15 p.p

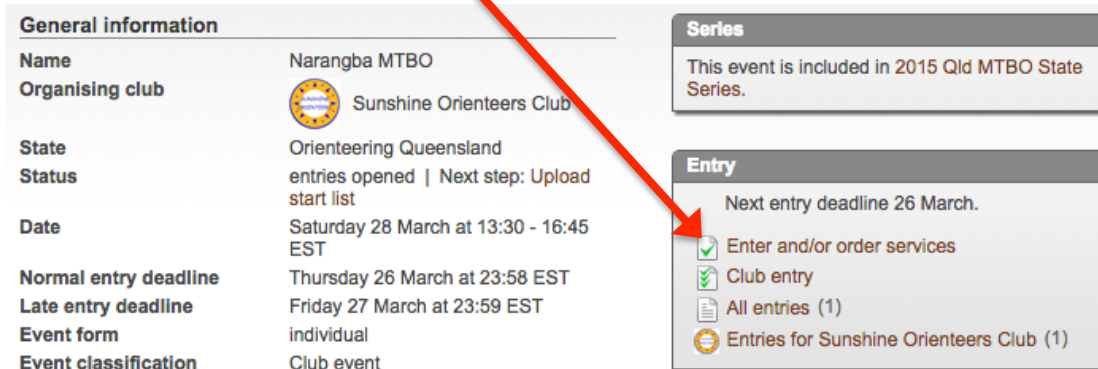
Become a member - \$45 first time Senior
\$55 first time Family

CONTINUE DOWN TO LEARN ABOUT ADDING SERVICES



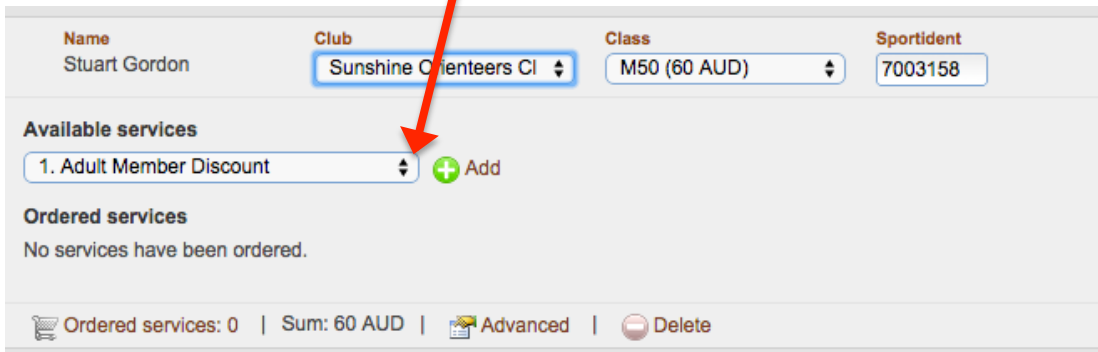
Adding Services to Your Entry.

1. First thing you must do to enter is have created a **Username with a password**.
2. Having done that, on the [entry page](#) click “Enter and/or order services”



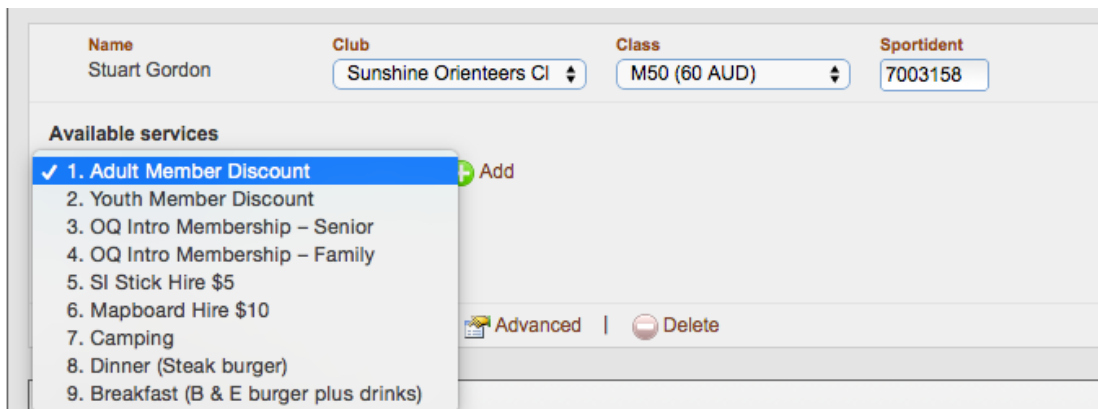
The screenshot shows the 'General information' section for the 'Narangba MTBO' event, organized by 'Sunshine Orienteers Club'. The event is on Saturday 28 March at 13:30 - 16:45 EST. The 'Entry' section shows the next entry deadline is 26 March, and there are four options: 'Enter and/or order services' (checked), 'Club entry' (checked), 'All entries (1)', and 'Entries for Sunshine Orienteers Club (1)'. A red arrow points from the 'Enter and/or order services' option in the 'Entry' section to the 'Available services' section in the next screenshot.

3. Select this Drop-down menu.



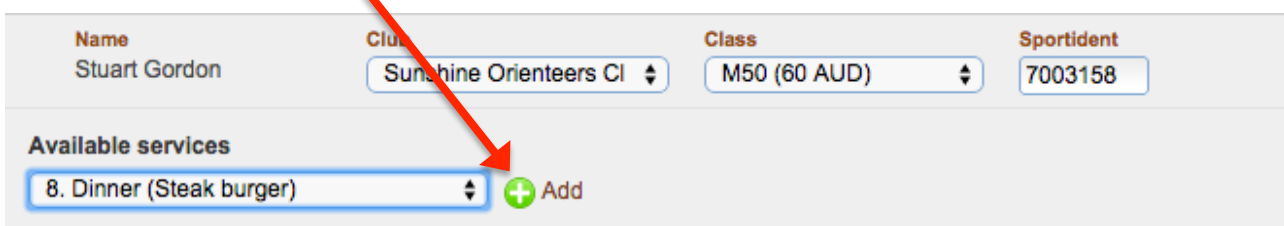
The screenshot shows the 'Available services' section. A dropdown menu is open, showing '1. Adult Member Discount' selected. There is a green '+ Add' button next to the dropdown. Below the dropdown is the 'Ordered services' section, which is currently empty. At the bottom, there is a summary bar: 'Ordered services: 0 | Sum: 60 AUD | Advanced | Delete'. A red arrow points from the 'Available services' dropdown to the 'Add' button.

4. It should look like this. You then select which service you wish to order.



The screenshot shows the 'Available services' section with a dropdown menu open. The dropdown menu lists nine services: '1. Adult Member Discount', '2. Youth Member Discount', '3. OQ Intro Membership – Senior', '4. OQ Intro Membership – Family', '5. SI Stick Hire \$5', '6. Mapboard Hire \$10', '7. Camping', '8. Dinner (Steak burger)', and '9. Breakfast (B & E burger plus drinks)'. The 'Add' button is visible. At the bottom, there is a summary bar: 'Advanced | Delete'. A red arrow points from the 'Add' button to the '8. Dinner (Steak burger)' option in the dropdown menu.

5. Once selected, **Click on Add**. Then just repeat the process to add more services.



The screenshot shows the 'Available services' section with a dropdown menu open. The dropdown menu is now closed, and '8. Dinner (Steak burger)' is selected in the dropdown. There is a green '+ Add' button next to the dropdown. A red arrow points from the 'Add' button to the '8. Dinner (Steak burger)' option in the dropdown menu.