
























Geebung Bike-O

Scale 1:5000
1cm = 50m

Joins other side

Joins other side

- | | | | | | |
|---|------------------------------|---|------------------|---|---------------------|
|  | Out-of-bounds area |  | Bridge |  | Crossing point |
|  | Settlement |  | Fence |  | Track Easy Riding |
|  | Building |  | Low fence - gaps |  | Earth bank |
|  | Paved area |  | High fence |  | Watercourse |
|  | Open land w. scattered trees |  | Pole |  | Small watercourse |
|  | Open land |  | Pipeline |  | Minor water channel |
|  | Forest |  | Man-made feature | | |
|  | Playground Equipment | | | | |
|  | Minor road | | | | |
|  | Control location | | | | |

