




Local July 19		
Long Moderate	4.6 km	
		Start:
1	123	N path junction
2	124	Path junction
3	110	Road junction
4	108	E end of fence
5	107	E side of road
6	109	Path junction
7	106	W end of path
8	105	E end of fence
9	103	SW end of fence
Navigate 330 m to finish		

Local July 19		
Short Moderate	2.4 km	
		Start:
1	102	NW end of bridge
2	108	E end of fence
3	125	SE outside corner of fence
4	126	N end of path
5	109	Path junction
6	107	E side of road
Navigate 400 m to finish		

Local July 19		
Medium Moderate	4.5 km	
		Start:
1	103	SW end of fence
2	106	W end of path
3	126	N end of path
4	124	Path junction
5	109	Path junction
6	102	NW end of bridge
Navigate 230 m to finish		