




























## Legend

These features must not be crossed or entered.

|                                     |  |
|-------------------------------------|--|
| River, pond, pool                   |     |
| Impassable wall                     |     |
| Impassable fence                    |     |
| Building                            |     |
| Vegetation:impassable               |     |
| Out of bounds                       |     |
| Out of bounds (temporary)           |     |
| Unpaved vehicle track               |     |
| Stairs                              |     |
| Covered pathway / underpass         |   |
| Passable wall                       |   |
| Passable fence/ Gate                |  |
| Open land/ Scattered trees          |  |
| Rough Open / Scattered trees        |  |
| Sandy ground                        |   |
| Thick Vegetation                    |   |
| Distinct tree                       |   |
| Playground                          |   |
| Tower                               |   |
| Sculpture                           |   |
| Other man made feature (eg. Sign)   |   |
| Earth Bank                          |   |
| Small Knolls / depressions          |  |
| Unpaved track                       |   |
| Paved area - foot / vehicle traffic |  |
| Contour lines                       |  |
| Watercourse                         |   |