

PARK STREET ORIENTEERING

SUMMER SERIES GUIDELINES STEP 4

Applicable from 23 November 2020 until at least 6 December 2020

Under current Victorian government Stay Safe and Restricted Activity Directives, community sport may take place. For individual sports, each group is limited to 50, with a total cap of 500 participants per event.

Refer <https://www.dhhs.vic.gov.au/victorias-restriction-levels-covid-19>

These guidelines are to assist participants compete safely at Victorian Park Street Summer Series events. They must be read and actioned together with the current [Orienteering Victoria Covid Safe Plan](#). This plan and associated guidelines will be further amended to reflect any changes to restrictions.

Summary of Covid Safe measures:

- Individual events can have multiple groups of up to 50 participants, not including necessary volunteers, with a total cap of 500 participants per event
- Each group of 50 must be kept separated from other groups. Staggered start times across multiple sessions are offered. Pre-entry is required for events where 50 or more participants might be expected.
- Keep 1.5m distance between participants, practice hand hygiene, minimise use of shared equipment, and clean between use
- [Face covering rules](#) must be followed. You must carry a face mask at all times, including on the course. You must put on your face covering if you can't maintain physical distance, eg a busy queue, or if a volunteer is assisting you.
- Records (name, contact number, date and time, and Covid declaration) must be kept for contact tracing purposes.
- There are currently no travel restrictions within Victoria. Any person may participate in an orienteering event, as long as they have not been in a restricted area within the last 14 days.

IF YOU ARE A POSITIVE CASE, CLOSE CONTACT OR CASUAL CONTACT, AND HAVE ATTENDED AN ORIENTEERING EVENT WHILST INFECTIOUS OR POTENTIALLY INFECTIOUS - IMMEDIATELY NOTIFY DEBBIE DODD – 0409 135 020; OR CARL DALHEIM - 0400 082 871
Follow directions provided to you by DHHS.

ENTRY CONDITIONS

To take part in an orienteering event or activity, you must provide your name and contact phone number. You must declare that you are symptom-free, are not waiting for a Covid test result, have not been in contact with a confirmed positive case, and have not been instructed to isolate or quarantine.

- Organisers will refuse a map and start to any participant who has symptoms consistent with Covid-19. You will be directed to leave the event immediately, get tested, and isolate until you receive your results. [Find out where and how to get tested.](#)
- If you test positive or have been instructed to quarantine as a contact of a positive case, you must provide written clearance from DHHS in order to attend any orienteering event.
- Please consider personal risk before entering, particularly if you are older, or have a chronic health condition.

PARK STREET SUMMER SERIES STEP 4 – GUIDELINES FOR PARTICIPANTS

Events are held on Monday, Tuesday, Wednesday and Thursday evenings in metro Melbourne, Wednesday evenings in the Macedon Ranges, Thursday evenings in Geelong, and one Sunday per month on the Mornington Peninsula.

- All events have new courses, printed maps provided at the start, and virtual controls
- Sign up online to keep participation numbers within allowed limits (Melbourne events only)
- One or two 50-person timeslots at 30-minute intervals
- Arrive, check in and start any time within your slot. Finish, check out, and depart
- Use MapRun on your phone or Garmin, or BYO pen and use a control card
- Simple QR code checkin/checkout at event registration
- Season and Multi passes available and strongly preferred over cash payment
- Series scoring, Millennium Club and MEFTY points resume

WHEN AND WHERE

Events are held per the published Melbourne Summer Fixture. Any changes to dates or locations will be widely communicated, and listed at <http://www.vicorienteering.asn.au/summer>

TIMESLOTS

SERIES	MONDAY - WEDNESDAY	THURSDAY	MACEDON RANGES AND GEELONG	MORNINGTON PENINSULA
Timeslots	5.45pm-6.15pm OR 6.30pm-7.00pm	6.30pm-7pm	6.30pm-7pm	9.00am-9.30am
Number of timeslots	2 x 50 person	1 x 50 person	1 x 50 person	1 x 50 person
Total participants	100	50	50	50
Last finish time	8.15pm	8.15pm	8.15pm	10.45am
Online signup required	YES	YES	NO	YES

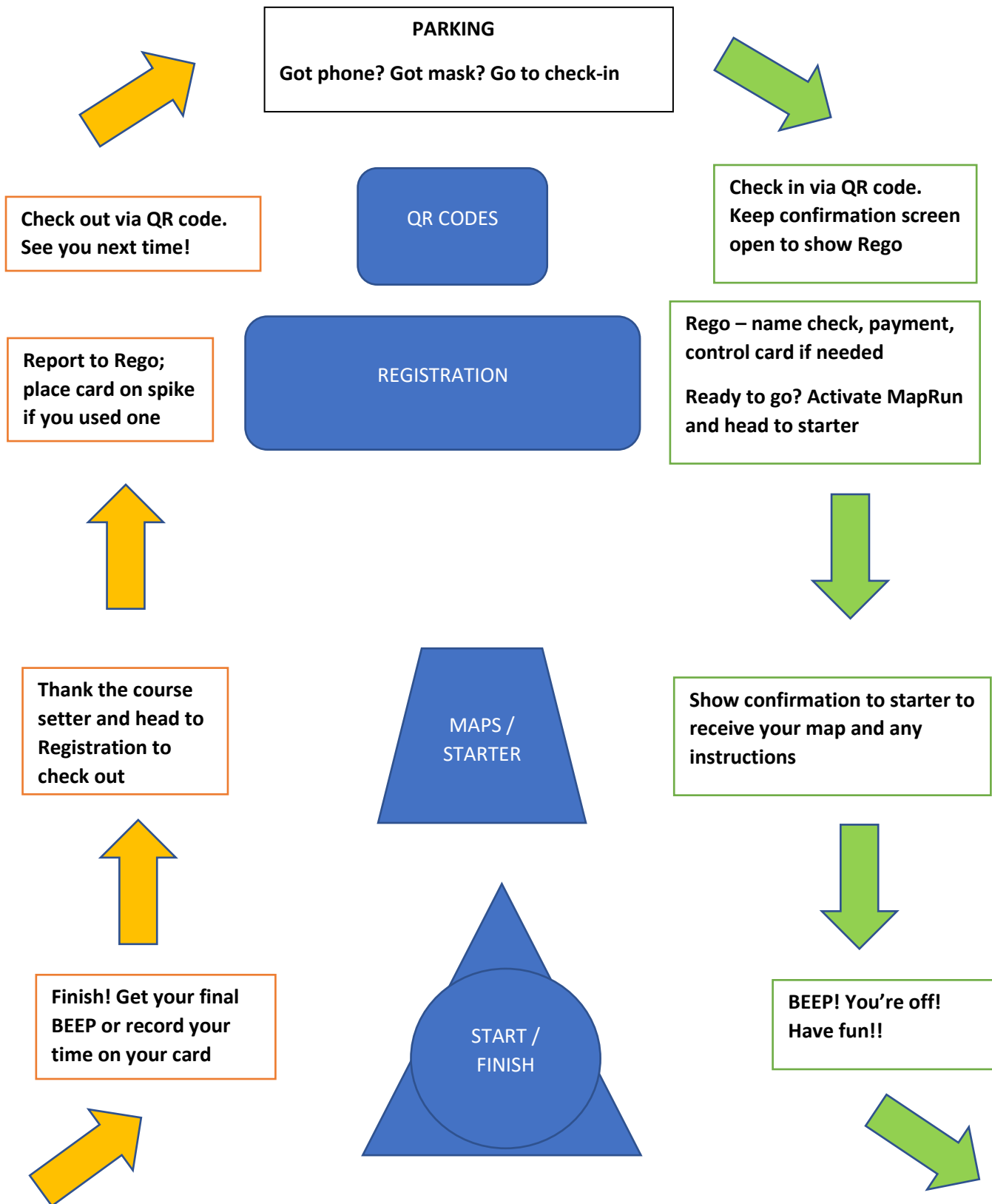
HOW IT WORKS

- Go to the [SIGNUP SHEET](#), find the tab for event/s you want to come to, and choose a timeslot. Enter your name into a vacant slot. First in, first served. Entries closed when all timeslots are full, or 2 hours before the first start time on the day of the event. Pre-entry is no longer required for Geelong or Macedon Ranges events.
- A **timeslot** means the time during which you must arrive, check in, and start. You can start any time during your timeslot, but you should start as soon after checking in as possible, and well before the next timeslot starts.
- If you need to change or remove your entry after entries close, contact the Series Coordinator, and receive confirmation. You cannot swap timeslots simply because there appears to be a vacancy.
- Check the **sample map** and **instructions** online, posted on the day of the event. These will not be printed for display at the event, but can be viewed [here](#).
- Wash your hands thoroughly before leaving home and after returning. Bring your own hand sanitiser for personal use. Cough or sneeze into your sleeve or elbow. Maintain physical distance of at least 1.5m from all others, at all times.
- You must follow the face covering rules. This means carrying a fitted face covering at all times, including on the course. You must put it on at any time you can't maintain physical distance, eg a busy queue, or if being assisted by a volunteer with your phone, map, control card etc.


- Respect volunteer workspaces; keep your distance from tables. Do not leave your belongings / maps / cards on them. Do not lean on tables or otherwise touch them. Do not ask volunteers to touch your phone; if you need help with checking in or MapRun, we'll do what we can from a suitable distance.
- Arrive in time for the timeslot you signed up for – no earlier or later. If you arrive early, WAIT IN YOUR VEHICLE, unless organisers confirm you can check in. If you miss your slot, you will need to confirm there is a later vacancy, and wait in your vehicle until that timeslot starts.
- You may see participants in a different timeslot arriving or leaving. Do not interact with them in any way; only mix with those in the same group as you.
- Come straight to Registration to check in. Please follow organisers' instructions if asked to queue; we will check you in as quickly as possible. Be ready to start immediately after checking in. If you have a problem with the QR code, you'll be asked to step aside and wait until we are able to assist.
- Scan the Check-in QR code with your phone, go to the link that appears, and complete the Visitor Recording form. You must provide your full name, contact phone number, payment type and Covid declaration before submitting. You may check in for other family members from the same form.
- If you do not have a Pass, select SINGLE ENTRY as the payment type. If you have a Pass, choose the correct Pass type; either a Season Pass for a particular night, or a Multi Pass. If you are attending but not competing, choose Not Competing as your payment type.
- You are checked in when you see a confirmation screen ("green tick"). KEEP THE CONFIRMATION SCREEN OPEN TO SHOW REGISTRATION.
- The registration volunteer will check your phone screen, tick you off their list, take your payment if you are not a Pass Holder, give you a control card if you are not using MapRun, and direct you to the Start. KEEP THE CONFIRMATION SCREEN OPEN TO SHOW THE STARTER AND RECEIVE A MAP.
- Find a place to put your keys, water bottles, extra clothes etc, away from the assembly point. You cannot leave personal belongings of any sort at Registration or the Start. There is no Lost Property service – if you leave it behind, it stays left behind. This includes valuables.
- Go to the starter, who will check your phone screen and hand you a map. If you are using MapRun, select your course and start as soon as you are ready. Make sure you are using MapRun F or MapRun G, not the older version of the app. If using a control card instead of MapRun, you must BYO pen. Fill in your name and course, but do not detach the stub. Record your actual start/finish or elapsed time on the back of your card (hh:mm:ss)
- Stand next to the Start/Finish stand/flag. Check that your phone beeps to indicate you've started.
- Out on the course, use MapRun or your control card to record which controls you visit. If using a card, place a tick in the corresponding box as you reach each control location. There are no physical control plates, but control descriptions on the map will tell you what each control is located on.
- Complete your course and return to the Finish stand/flag. If using MapRun, make sure your phone beeps to indicate that you've finished. If using a control card, make sure you have accurately recorded your start and finish time, or elapsed time in hh:mm:ss, before placing it on the metal spike at the Registration table. Do not touch the spike or the other cards.
- If MapRun fails to record one or more controls, but has otherwise worked, and recorded a GPS track, use the HITMO function to notify a missing control. If MapRun did not work, or there is no GPS track, fill in a control card at the Finish with your name, course, start/finish time, and control/s visited. Place it on the spike provided. Your result will be adjusted by the scorer.

- Report your return to the Registration volunteer. Scan the CheckOut QR code. Move away from the assembly point as soon as you have checked out, and depart for home as soon as possible.
- At home, look for results and event reports at www.vicorienteing.asn.au/parkstreet. Sign up for next week!

QUICK GUIDE



PARKING
Got phone? Got mask? Go to check-in



Check in via QR code.
Keep confirmation screen open to show Rego


Rego – name check, payment, control card if needed
Ready to go? Activate MapRun and head to starter



Show confirmation to starter to receive your map and any instructions



BEEP! You're off!
Have fun!!



QR CODES

REGISTRATION

MAPS / STARTER

START / FINISH

Check out via QR code.
See you next time!


Report to Rego;
place card on spike if you used one



Thank the course setter and head to Registration to check out



Finish! Get your final BEEP or record your time on your card



GUESTTRACK QR CODE SYSTEM

www.guesttrack.com.au

- On arrival, use your phone's camera or QR code scanning app to scan the printed Check In QR code at Registration. *TrendMicro QR Scanner* is a recommended app.
- Open the web link to take you to the Visitor Recording form.
- The first time you check in to any Summer Series event, enter your full name and mobile phone number. Email is optional. From then on these details should be recognised and auto-filled in when you check in at any subsequent event, regardless of series.
- Tap the **Payment Type** box, and select your method of payment. You need to select this every time.
- Tick the **Covid-19 Declaration box**, then tap **Submit**. You need to do this every time.
- You will see a confirmation screen ("green tick"). Keep this screen open until you have received a map; it acts as your "start ticket".
- To check out, scan the printed Check Out QR code on the poster at the Finish, after reporting your return to the Registration volunteer. You can also check out via the "green tick" screen if still open, or via the confirmation email if you requested one.
- The program securely stores your details for 28 days, and is only shared with DHHS in Victoria for contact tracing. Event organisers may use your phone number if you have not returned by course closure time.
- Telling us your payment type allows us to track your Pass use and send you a reminder when it is due to expire.

Check In Screen (above right).

You can check in family members too – just change the number of visitors in the first box. When you check out, everyone will be checked out at the same time, so make sure everyone is ready to depart.

Name – first name and surname please

Contact number – can be a landline, but must include the area code (eg 03)

Email address is optional – you'll be sent a confirmation email, which you can use to check out

Payment type – Single event, Pass (choose correct type – Registration has a list of Pass holders), Non-competing/no fee

Check Out Screen (right)

Keep this screen open to show Rego and Start, and receive a map.

Use green box at bottom of screen to check out (appears 2 mins after you check in); scan QR code; or use email.

Look for the Check out Confirmation.

Visitor Recording
Business Name: Orienteeing Victoria

Number of Visitors
1

Full Name *

Contact Number *

Email Address

I would like a confirmation email

Payment Type *

I Agree to Covid-19 Declaration*

You do not have any symptoms associated with Covid-19 (e.g. fever, cough, sore throat, shortness of breath, sneezing, runny nose, loss of sense of smell, etc)

You do not have Covid-19 nor are you awaiting the result from being tested for Covid-19

You have not been in contact with any known or suspected cases of Covid-19 in the past 14 days

You have not returned or been in contact with anyone else who has returned from overseas in the past 14 days

You have not returned or been in contact with anyone else who has been in a restricted local government area or hotspot in the past 14 days

SUBMIT

BGL Corporate Solutions Demo

3:19 PM
Checked in on 21 November 2020

View Our Menu

You could customise your PDF/Link

1 People
Debbie Dodd

Checkin New Visitors

Join GuestTrack

How was your checkin experience?

Check Out



PAYMENTS and SEASON PASSES

To remain Covid-safe, and to give as much flexibility as we can, we have a range of pre-payment options for the Summer Series of 2020-21. Purchase of a discounted Season Pass or a 10-event MultiPass (MP10) is strongly preferred; however you may pay a single entry by cash ONLY IF YOU HAVE THE CORRECT AMOUNT. No change will be given; any amount exceeding the single entry fee of \$5 (adults) and \$3 (juniors) will be treated as a donation.

SUMMER PASSES – 25% discount entry to the series of your choice; ideal for regular participants

Summer Season Passes will be available for the four large Melbourne series, and Geelong. Passes will initially be sold only for the first 12-week period of each series, with a second “topup” selling period in January to cover the remainder of the season. Each 12-week Pass costs \$45, and can only be used for the nominated Series. Geelong passes are handled and priced separately.

Pay by credit or debit card (Visa, Mastercard or Amex). We will have a credit card terminal at events during weeks 1-3 of each sales period. Bank transfer strongly preferred if credit card not available. Correct cash accepted only if no other option. No cheques.

12-event Summer Pass

Adults \$45 per Series, Juniors (u21) \$27 per Series

After 12 events in a series have been held (either continuously or with any gaps for suspension of events), we will calculate the price for remaining events; you can purchase a top-up Pass from Event 13 onwards. Prices for top-up passes will be calculated based on the number of events remaining in the series.

- *Eg if Wed Series begins on Nov 4, and no events are cancelled, Event 13 is Jan 27, and there are 10 events left. A second Summer Pass will go on sale then, and will cost \$37.50. Thursday Pass top-up prices will be adjusted to account for the later start date of the series.*

2020 WINTER PASS HOLDERS

2020 Winter Passes will be treated as a credit towards any purchase of a 12-week Summer Pass. For every \$45 of Winter Pass credit that you hold, you can purchase one 12-week Summer Pass, valid only for the Summer Series night/s that you nominate. Please provide details to the Summer Pass sellers, so we know which Series you wish to apply credit to.

If you have more credit than you wish to use in the first 12-week period, you can continue to hold credit until the start of the second selling period, and use it as a top-up payment.

Eg if you purchased a \$135 Winter Pass, you could use the credit to purchase 3x 12-week Monday, Tuesday and Wednesday Summer Passes; or a 12-week Monday and Wednesday Pass, and retain \$45 credit to use later.

MULTIPASS (10 Events) – pre-purchase at the Enter on Day rate; ideal for semi-regulars

A 10-Event MultiPass costs \$50, and you may buy more than one at a time. Unlike a Season Pass, there is no discount, but you can use the same MultiPass at any Park Street event. Because you pay upfront once, you don't have to bring cash to pay \$5 at each event you come to. You can buy a MultiPass while Season passes are on sale. We'll remind you when your MultiPass is about to run out.